

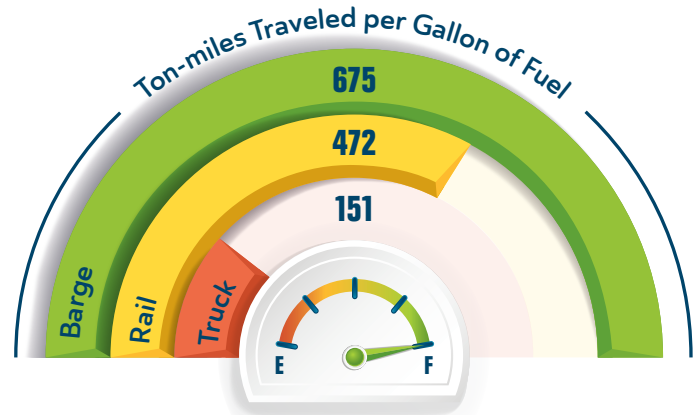
Fuel Efficient and Reliable

America's inland waterways directly connect 28 states and benefit all 50 states by moving freight the entire country relies upon, all at the lowest cost and with the least fuel consumption.

Barges: Most Fuel Efficient

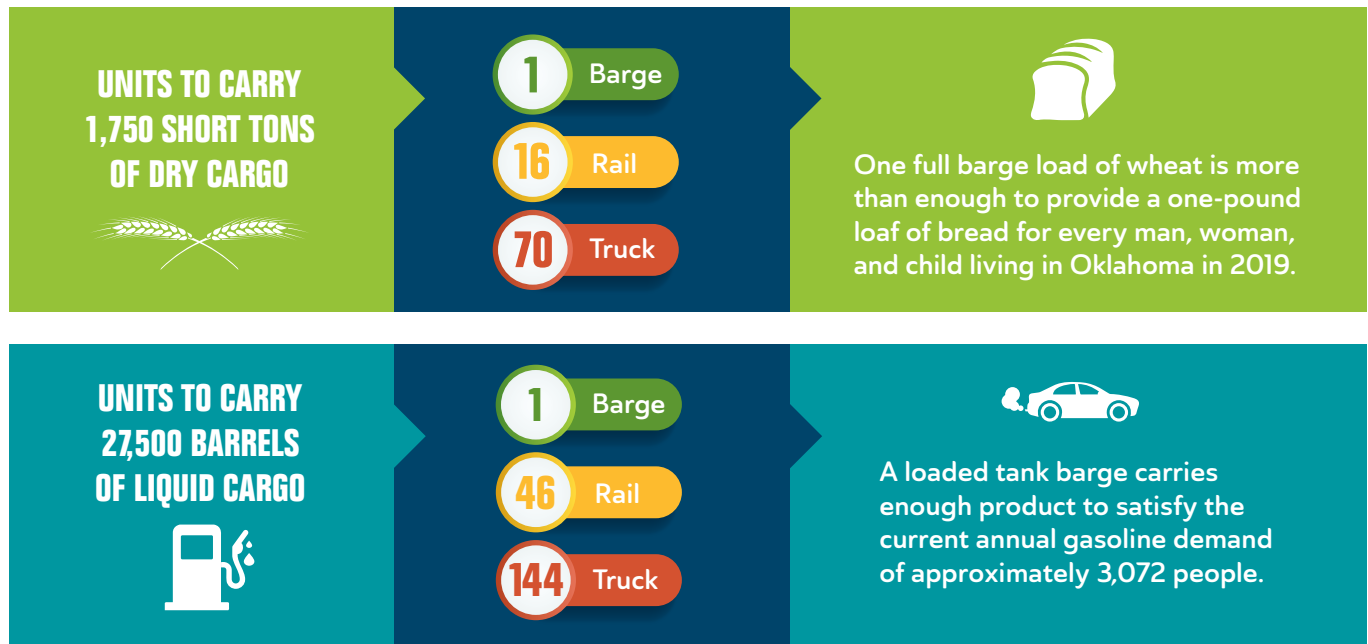
Barges move cargo 675 ton-miles per gallon of fuel. Ton miles per gallon are the measure of how far each ton of cargo is carried by a single gallon of fuel.

- A rail car is 30% less efficient than a barge
- A truck is 78% less efficient than a barge



Barges Provide Superior Cargo Capacity

A typical barge transports significantly more cargo than a single truck or rail car.



Highlights of "A Modal Comparison of Domestic Freight Transportation Effects on the General Public: 2001-2019" | October 2021

A study by the Texas Transportation Institute, Center for Ports and Waterways

nationalwaterwaysfoundation.org



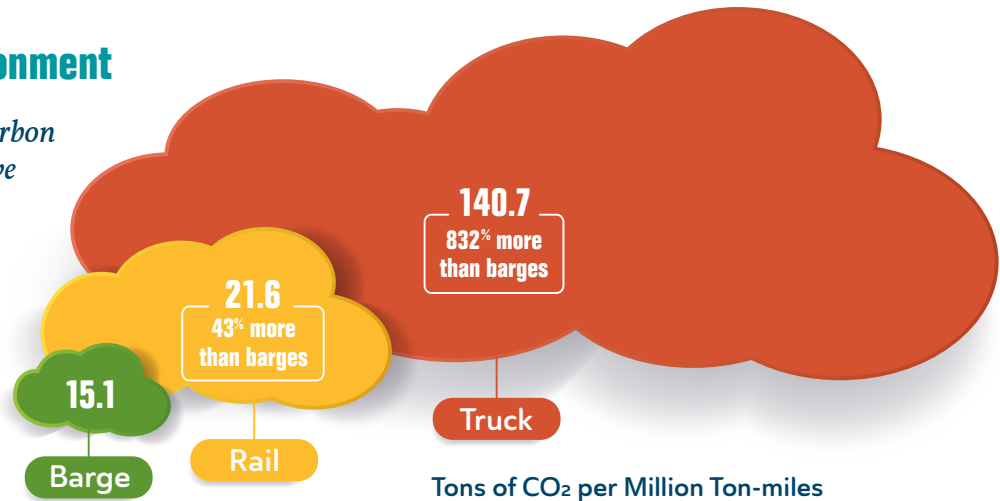
Lowest Carbon Footprint - Least Community Impact

Moving cargo on the inland waterways is the best bet for reducing carbon footprint because barges generate far fewer emissions than trucks or rail. Barge transport also results in fewer spills, which are more than double by truck and nearly three times by rail.

Better For the Environment

Barges have the smallest carbon footprint among competitive transportation modes.

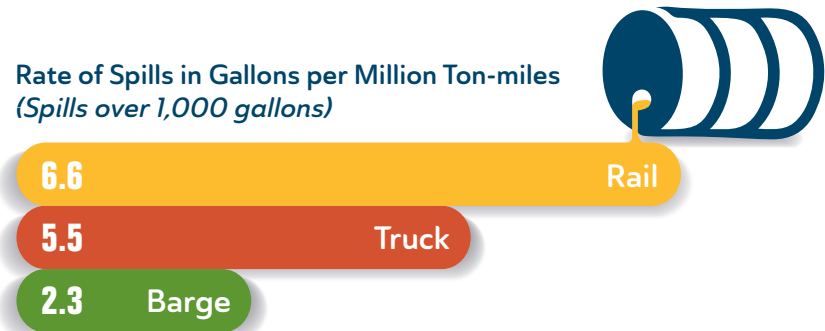
To move an identical amount of cargo by rail generates 43% more carbon dioxide than by barge, and trucks generate over 800% more emissions.



Protecting Our Communities

Inland waterways transport moves hazardous materials more safely.

All transport modes continuously work hard to prevent accidents, human errors, and other causes of spills. Statistics for 2001-2019 show trucks have 239% and rail cars have 287% more incidents than barges.



Inland Waterways Move America

Our inland waterways system moves goods more safely and efficiently than rail or highway. It is a key component of the transportation network and essential to our country's economic strength.

Reducing Traffic Congestion and Lowering Transportation Costs

The inland waterways system includes approximately 12,000 miles of commercially navigable channels and 192 lock sites with 237 chambers that serve navigation. America's "inland marine highways" move commerce to and from 28 states throughout the nation's heartland and Pacific Northwest, serve industrial and agricultural centers, and facilitate imports and exports at gateway ports on the Gulf Coast.

Our waterways ease congestion on roads and rails, carrying critical commodities by barge.

Without inland waterways transportation the nation would see:

- ✓ Increase in truck and rail traffic
- ✓ Skyrocketing transportation costs
- ✓ More air pollution

138% INCREASE
in trucks
on highways

146% INCREASE
in rail traffic
for grain alone

The inland waterways move large cargoes like wind turbine blades shown here. Photo courtesy of Marquette Transportation Co., LLC



Highlights of "A Modal Comparison of Domestic Freight Transportation Effects on the General Public: 2001-2019" | October 2021

A study by the Texas Transportation Institute, Center for Ports and Waterways

nationalwaterwaysfoundation.org

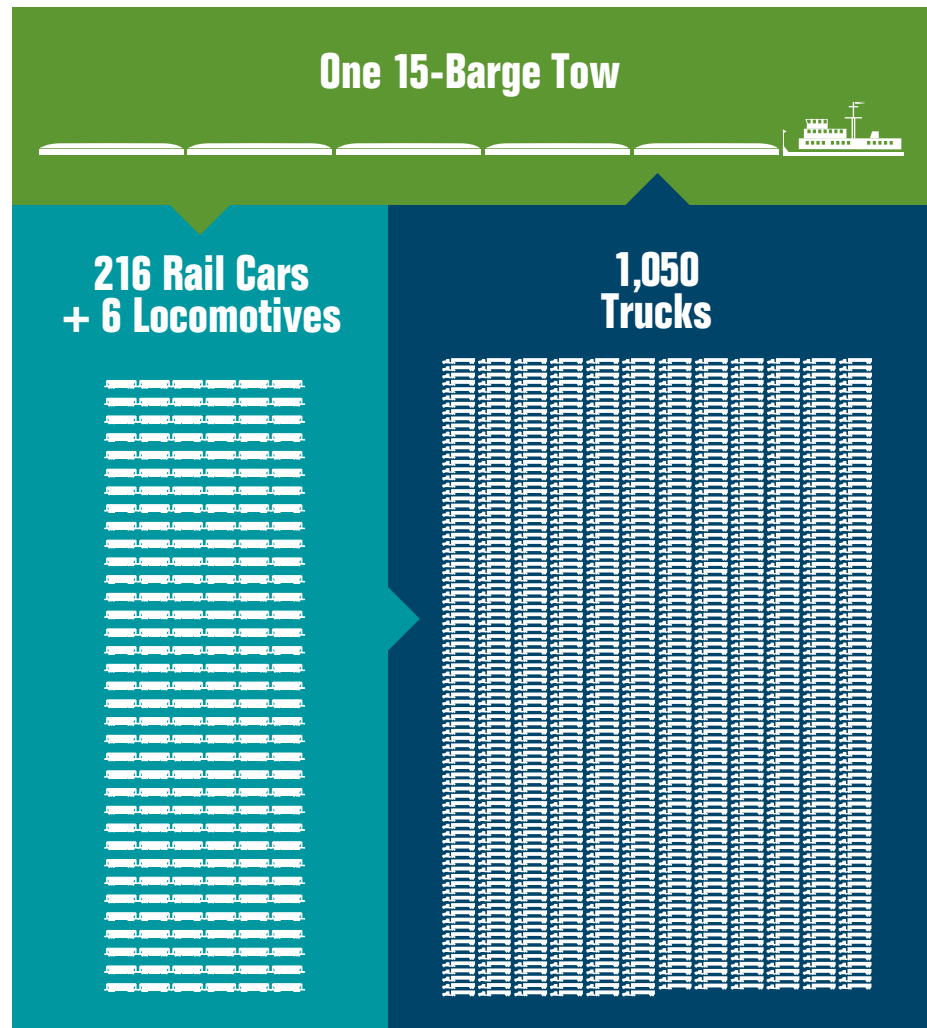
502 Million Tons of Freight Worth More Than \$134.1 Billion

Our inland waterways move more than half a billion tons (2019), saving \$7-9 billion in transportation costs to the nation compared to truck or rail.

Carrying Capacity of Barges Far Outpaces Rail & Trucks

Waterways transport more than 60% of the nation's grain exports, about 22% of domestic petroleum and petroleum products, and 20% of the coal used in electricity generation. Barges are ideal for hauling bulk commodities and moving oversized or overweight equipment.

- Grain
- Petroleum
- Project Cargoes
- Iron & Steel
- Intermodal Containers
- Chemicals
- Coal
- Aggregates



The Safest Mode for Communities

From reducing air pollution to lowering the number of transportation-related injuries and fatalities, inland waterways transport helps to protect people and their environment.

Safety First

Inland waterways transport has the lowest injury and fatality rates compared to rail or truck.

Safety related statistics for all modes of freight transportation between 2001-2019 show 1 injury in the inland marine sector for every 95.9 in the rail sector and 1,144.6 in the highway sector.

1 fatality in the inland marine sector for every 25.9 in the rail sector and 120.1 in the highway sector.

Inland Waterways Transport has the **Lowest Injury Record** Compared to Rail or Truck



1 For Every Barge Injury, There Are -

96

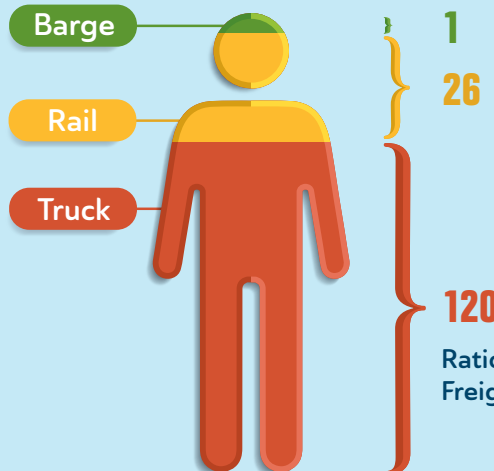
Rail Injuries

1,145

Tractor-Trailer Truck Injuries

Ratio of Injuries in Freight Transportation

Inland Waterways Transport has the **Lowest Fatality Record** Compared to Rail or Truck



For 1 barge transportation fatality, there are 26 fatalities related to rail and 120 fatalities related to truck.

Ratio of Fatalities in Freight Transportation

